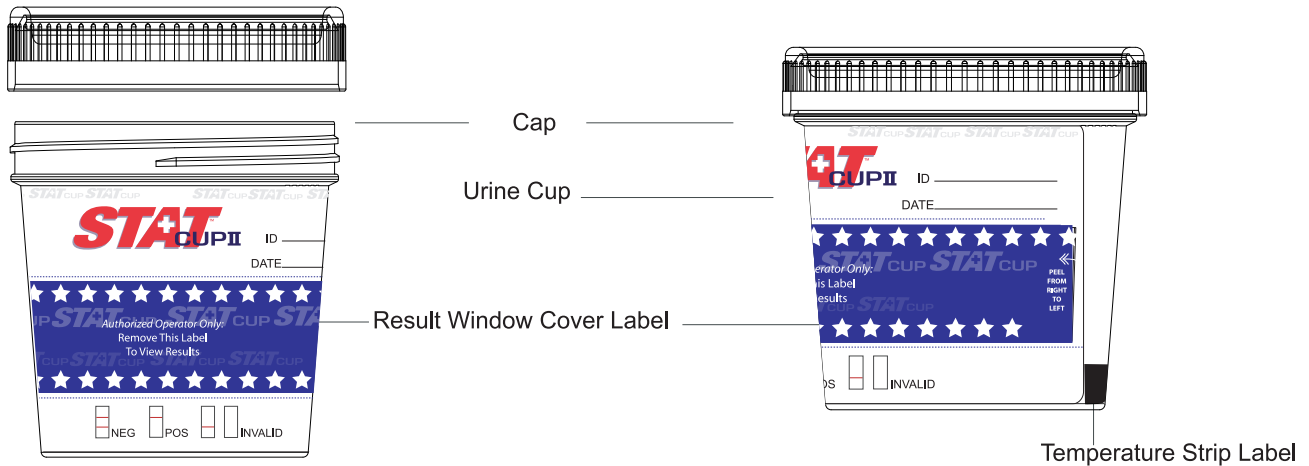
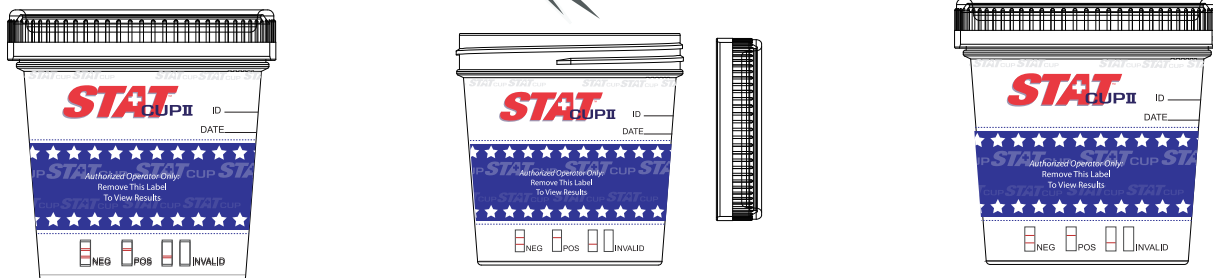


# Multi-Drug Screen Test Cup

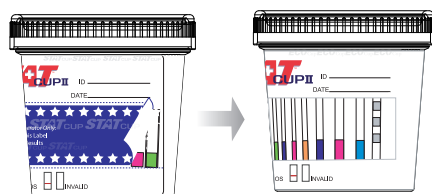
# Procedure Card



- 1 Remove Cap.
- 2 Donor provides specimen.
- 3 Replace the Cap securely. Peel off the blue label that covers the result window.



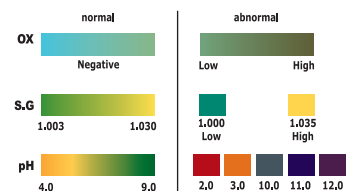
- 4 Read results at 5 minutes. Test results remain stable for a minimum of 60 minutes.



Negative results can be read as soon as they appear.  
Read positive results at 5 minutes.



All positive results are presumptive and should be confirmed by an alternative method (e.g. GC/MS).  
A photocopy of the results can be made by placing the entire sealed cup with the card face down on the copier.



Interpret adulterant test strip between 3-5 minutes. Refer to enclosed color chart for an accurate interpretation.